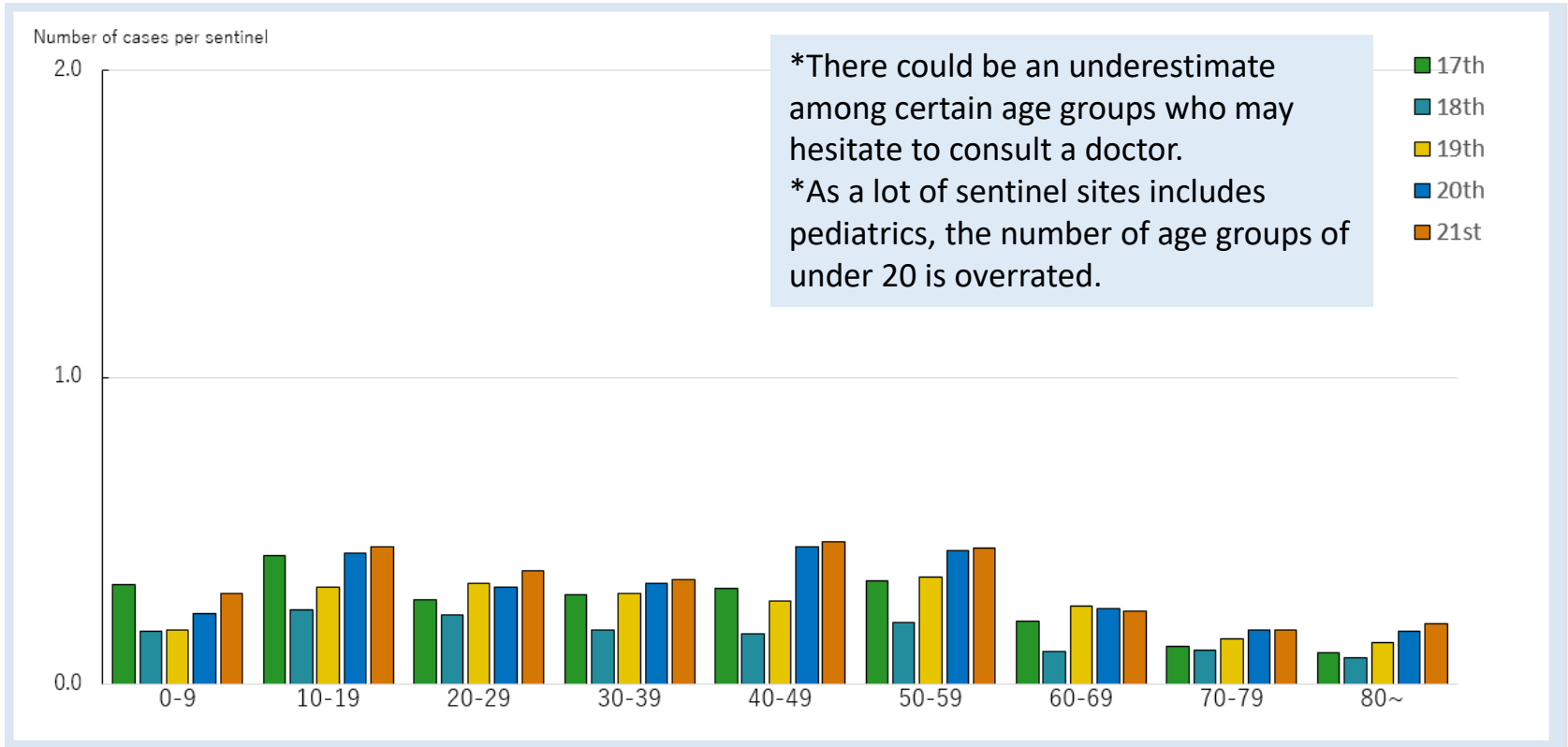


Week(period)	Sentinels having reported	Number of cases	Number of cases per sentinel
18th,2024 (Apr.29-May.5)	411	612	1.49
19th,2024 (May.6-12)	419	955	2.28
20th,2024 (May.13-19)	419	1,164	2.78
21st,2024 (May.20-26)	419	1,246	2.97

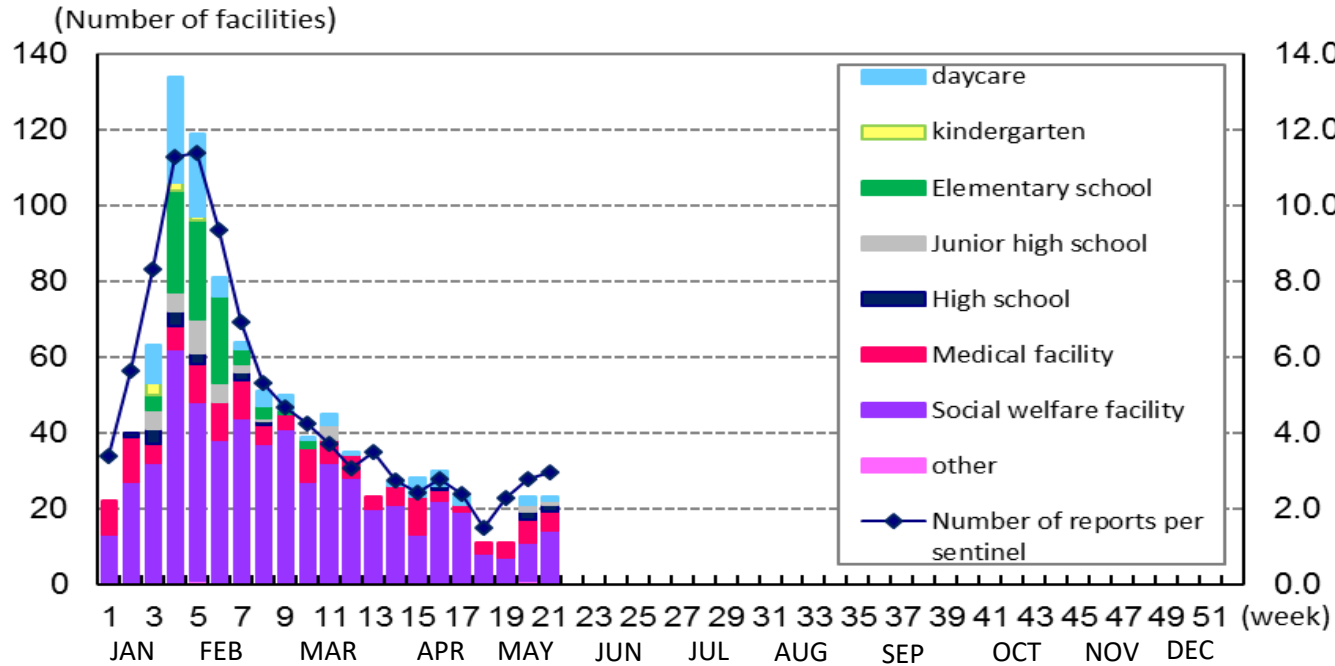
\*In order to locally monitor the occurrence of the COVID-19, **419 medical facilities** have been selected as patient sentinel sites in Tokyo. (Nationwide: approx. 5,000 sites)

# Number of cases by age group

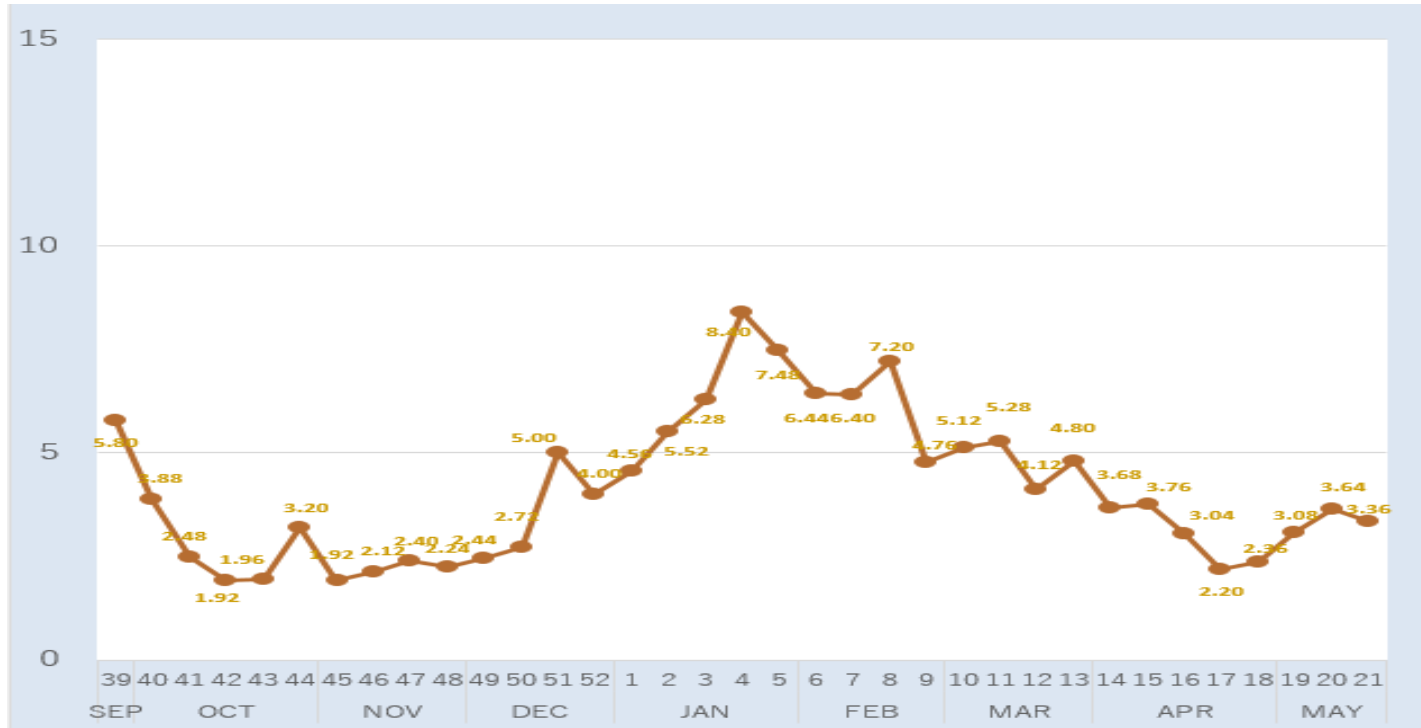


Week(period)	Age Group								
	0-9	10-19	20-29	30-39	40-49	50-59	60-69	70-79	80~
18th,2024 (Apr.29-May.5)	71	100	93	73	67	83	44	45	36
19th,2024 (May.6-12)	74	133	137	124	114	147	107	62	57
20th,2024 (May.13-19)	96	179	132	137	187	183	104	74	72
21st,2024 (May.20-26)	123	188	155	143	195	186	99	74	83

(Number of reports per sentinel)



Week(period)	Facility							
	daycare	Kinder-garten	Elementary school	Junior high school	High school	Medical facility	Social welfare facility	other
18th,2024 (Apr.29-May.5)						3	8	
19th,2024 (May.6-12)						4	7	
20th,2024 (May.13-19)	2			2	2	6	10	1
21st,2024 (May.20-26)	1			1	2	5	14	

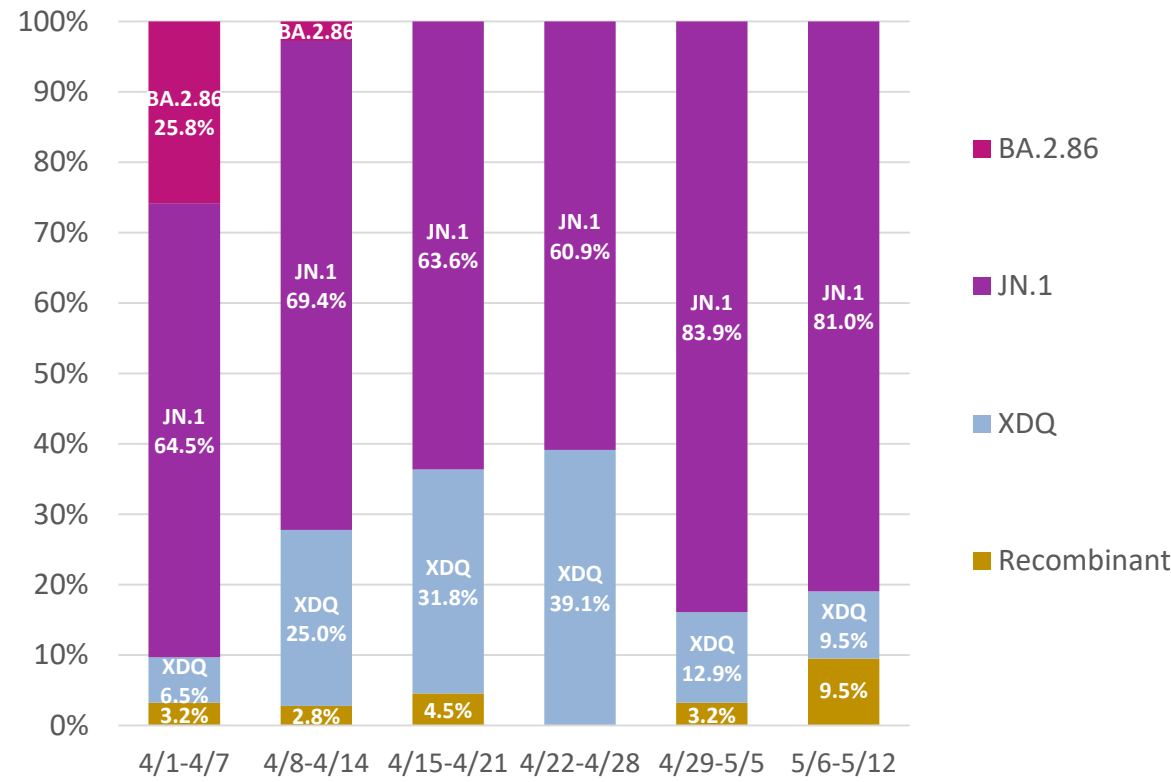


Week(period)	Sentinels having reported	Number of hospitalization	Number of hospitalization per sentinel
18th,2024 (Apr.29-May.5)	25	59	2.36
19th,2024 (May.6-12)	25	77	3.08
20th,2024 (May.13-19)	25	91	3.64
21st,2024 (May.20-26)	25	84	3.36

\*In order to locally monitor the situation of the COVID-19 related hospitalization, **25 medical facilities (mainly Internal Medicine)** have been selected as sentinel sites in Tokyo. (Nationwide: approx. 500 sites)

# COVID-19 Situation Report May.2024

## Variant proportions based on reported genomic sequencing results



		4/15-4/21	4/22-4/28	4/29-5/5	5/6-5/12
	JN.1	63.6% (14)	60.9% (14)	83.9% (26)	81.0% (17)
	XDQ	31.8% (7)	39.1% (9)	12.9% (4)	9.5% (2)
	recombinant	4.5% (1)	0.0%	3.2% (1)	9.5% (2)
	BA.2.86	0.0%	0.0%	0.0%	0.0%
	EG.5	0.0%	0.0%	0.0%	0.0%
	XBB.1.5	0.0%	0.0%	0.0%	0.0%
	XBB.1.16	0.0%	0.0%	0.0%	0.0%
	XBB.1.9.1	0.0%	0.0%	0.0%	0.0%
	BA.2.75	0.0%	0.0%	0.0%	0.0%
	XBB.2.3	0.0%	0.0%	0.0%	0.0%
	XBB.1.9.2	0.0%	0.0%	0.0%	0.0%

\*(number of reports)

\*Based on reported data in 6 weeks. Possibly updated by additional reports.

\*As for BA.2.86 and JN.1, each number is recorded separately.

\*As for XBB.1.5, XBB.1.9.1, XBB.1.9.2, EG.5, XBB.1.16 and XBB.2.3, each number is recorded separately.